


Kindergarten

Homework Planner for the week of 2/10 to 2/14 Due Thursday 2/13

*Packets will go home each Friday and will be due back by the following Friday. Please see the back for your child's special schedule and list of sight words introduced so far.

Monday 2/10 – Day 5 ♦ Read or be read to for 10 minutes ♦ <u>Practice High Frequency Words</u>	 Written Homework ♦ Foundations: Tap to spell words ♦ Math Practice: Let's Make Ten ♦ Math Practice: Sweet Treats Comparing Numbers Please put your name on all worksheets to be handed in. <u>Do Not</u> hand this planner in. Please keep it at home for your reference.
Tuesday 2/11 – Day 6 ♦ Read or be read to for 10 minutes ♦ <u>Practice High Frequency Words</u>	
Wednesday 2/12 – Day 1 ♦ Read or be read to for 10 minutes <u>Practice High Frequency Words</u>	
Thursday 2/13 – Day 2 ♦ Read or be read to for 10 minutes ♦ <u>Practice High Frequency Words</u>	
Friday 2/14 – No School – Conference Day ♦ Read or be read to for 10 minutes ♦ <u>Practice High Frequency Words</u>	

this

Reminders:

- Please sign and return your child's report card envelope. You keep the report card at home.
- Please send in Valentines on or before Thursday, February 13th.
- There is no school on Monday, February 17th in observance of President's Day.
- Permission slip and payment for our field trip to the Norwalk Aquarium field is due by February 28th.

Specials Schedule

Kirsch

Day 1 & 4 Gym
Day 2 & 5 Art
Day 3 & 6 Music
Day 5 Library

Leveque

Day 1 & 4 Art
Day 2 & 5 Music
Day 3 & 6 Gym
Day 2 Library

Wilson

Day 1 & 4 Music
Day 2 & 5 Gym
Day 3 & 6 Art
Day 3 Library

Library books are do back in school on or before your child's library day. Students will not get a new book if the old book has not been returned.

Don't forget your sneakers on Gym day!


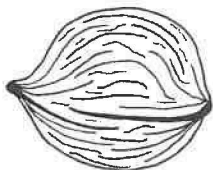



High Frequency Words

Unit 1	Unit 2
* a	*see
*me	*look
*the	*here
* I	*is
*like	*this
*my	*an
	*and

*indicates the word has been introduced in class and students should be practicing the word at home

Name: _____


Directions: Look at the picture. Circle the letters across the row to spell the picture. Write the word.

	c s	o a	d b	_____
	h m	u o	d b	_____
	n w	u e	p t	_____
	r g	o a	t f	_____
	f l	e i	d b	_____
	t f	i e	p n	_____


Name: _____

Let's Make Ten


Direction: Count how many fish you need to make ten.
Write the number in the circle to complete the equation.



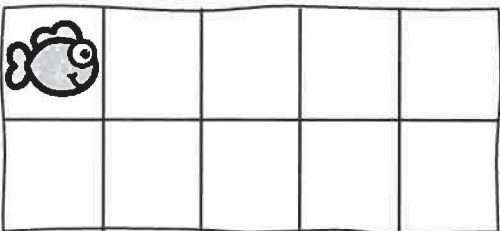
$$4 + \bigcirc = 10$$




$$7 + \bigcirc = 10$$




$$3 + \bigcirc = 10$$




$$1 + \bigcirc = 10$$




$$5 + \bigcirc = 10$$



$$9 + \bigcirc = 10$$



$$2 + \bigcirc = 10$$

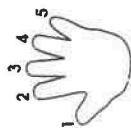


$$6 + \bigcirc = 10$$

Name _____


Comparing Sets
Identifying more






Sweet Treats











Count.  Write.

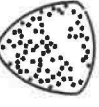
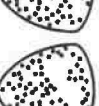
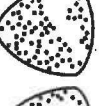
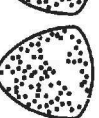

 Color each set that has more.

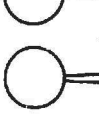
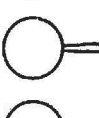
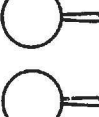
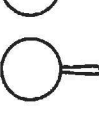






    	
---	----------------------

  	
---	--------------

    	
--	----------------------

    	
--	----------------------

      	
---	------------------------------

 	
---	------------------------------